



**KAORI Brazed Plate Heat Exchanger
Application for
Refrigerated Air Dryer and Air Compressors**



PROSISTEK
Profesyonel Sistem Teknolojileri

ASME
Certified



KHK
Japan

KRAIA
Korea

CRN
Certified




Innovation · Quality · Responsibility · Honor



Index

Company Profile	2
KAORI History	3
High Efficiency 3-In-1 Heat Exchanger for Refrigerated Air Dryer (A Series).....	4
The Workings of a 3-In-1 Heat Exchanger.....	5
Guides to Kaori's A Series Brazed Plate Heat Exchangers.....	6
Patents	7
A series Standard BPHE	8
A series High Pressure BPHE	9
T Type-A Series Chilled Outlet Air BPHE.....	10
G Type-A Series High-Pressure Refrigerant BPHE	11
D Type-A Series Desiccant/Refrigerated Combination BPHE.....	12
R Type-A Series Refrigerant Heat Recovery BPHE	14
KAORI A series Compared with Other 3-In-1 Heat Exchangers.....	15
KAORI A Series Compared with Shell & Tube Heat Exchangers.....	16
KAORI A Series Compared with Other 2-In-1 Heat Exchangers	17
Air Compressor Heat Recovery System BPHE (K200).....	18
Air Compressor Double Heat Recovery System Selection Table (Air + Oil)	19
Oil Cooler/ After Cooler Application for Air Compressor	20



Company Profile

KAORI was established in 1970, insisting on pursuing innovative technology and manufacturing world-class products as its main goal. Consistently improving, researching, and importing new technology, KAORI launched the brazed plate heat exchanger division in 1994, and the quality system was ISO9001 certified in 1995. Afterwards, KAORI brazed plate heat exchanger obtained numerous patents and certificates. In order to fulfill the increasing demand from the worldwide market, Kaohsiung plant and Ningbo plant were built in 2002 and 2005 to provide larger production capacity. KAORI brazed plate heat exchanger is the No.1 brand in Taiwan and has been exported to more than 50 countries.



Chungli Taiwan Plant



Kaohsiung Taiwan Plant



Ningbo China Plant


Facility and Test Equipment



Vacuum Furnace




Continuous Pressing



Salt Spray Test



CO₂ High Pressure Test




Helium Leakage Test



Thermal Shock Tester



Performance Test



Pressure Leakage Test

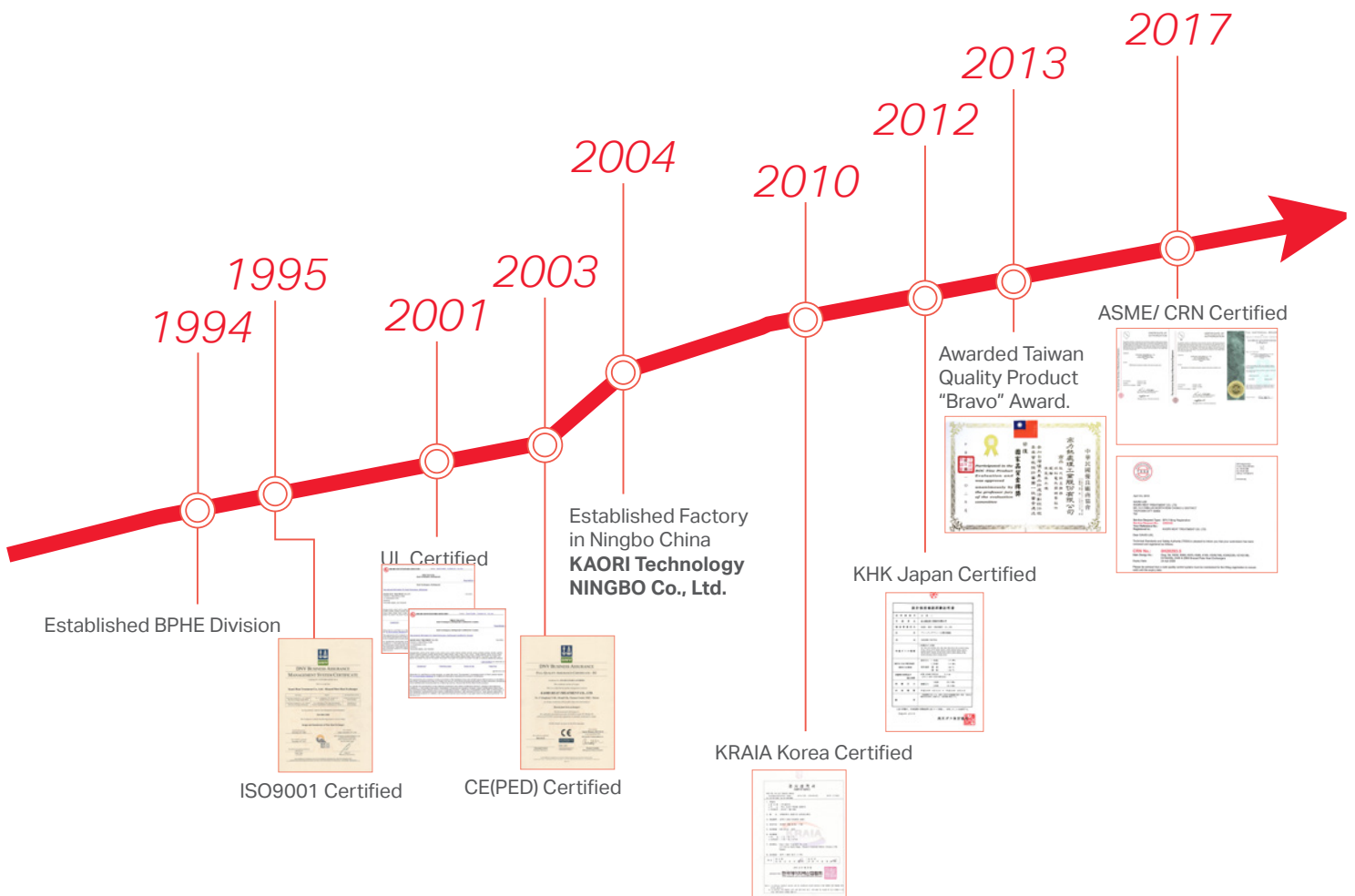


Burst Test

KAORI History

- 1970** KAORI Heat Treatment Co., Ltd. was established in Taipei, Taiwan.
- 1994** KAORI founded the brazed plate heat exchanger department.
- 2001** KAORI's second brazed plate heat exchanger manufacturing plant was established in Kaohsiung, Taiwan.
- 2004** KAORI's third brazed plate heat exchanger manufacturing plant was established in Ningbo, China.
- 2006** KAORI became a share holding company in Taiwan's stock exchange.
- 2006** KAORI launched several new BPHE for refrigerated air dryer - A070、A210.
- 2011** KAORI Heat Exchange Japanese branch office was established.
- 2014** KAORI launched several new BPHE product- A030 in Chillventa Expo.
- 2015** KAORI launched the new product - Double wall D070 model.
- 2016** KAORI launched several new BPHE for refrigerated air dryer - A140.
- 2017** KAORI launched the high-pressure 3-in-1 refrigerated air dryer heat exchanger - A032、A072

KAORI Milestone



High Efficiency 3-In-1 Heat Exchanger for Refrigerated Air Dryer (A Series)

3
Years
Warranty



No Mesh,
No Clogging
Problems

Working
Pressure
Up to
45bar

PATENTS
Equipped
With Patented
Leakage Testing
Connector



Size Reduced by 50%

With high heat transfer area design, heat exchanger size can be reduced by 50% compared to others.



Most Complete Models Capacity Up to 200HP

Most complete models, KAORI's 3-in-1 heat exchanger has the capacity from 5 HP to 200 HP.



Stainless Steel, Anti-corrosion

Patented plate design of evaporator, shorten the flow path of refrigerant by 30%, with the smooth surface of SUS 304, KAORI can prevent lubricant oil residual which happens frequently in aluminum plate fin heat exchangers.



Inlet/Outlet Temp. Difference < 10°C

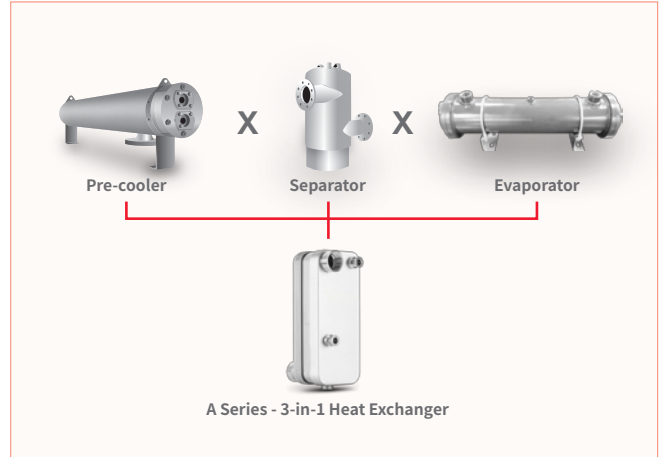
With high efficiency heat recovery from the inlet and treated outlet air, capacity of refrigerant compressor can be smaller, and the treated outlet air could be used directly.

The Workings of a 3-In-1 Heat Exchanger

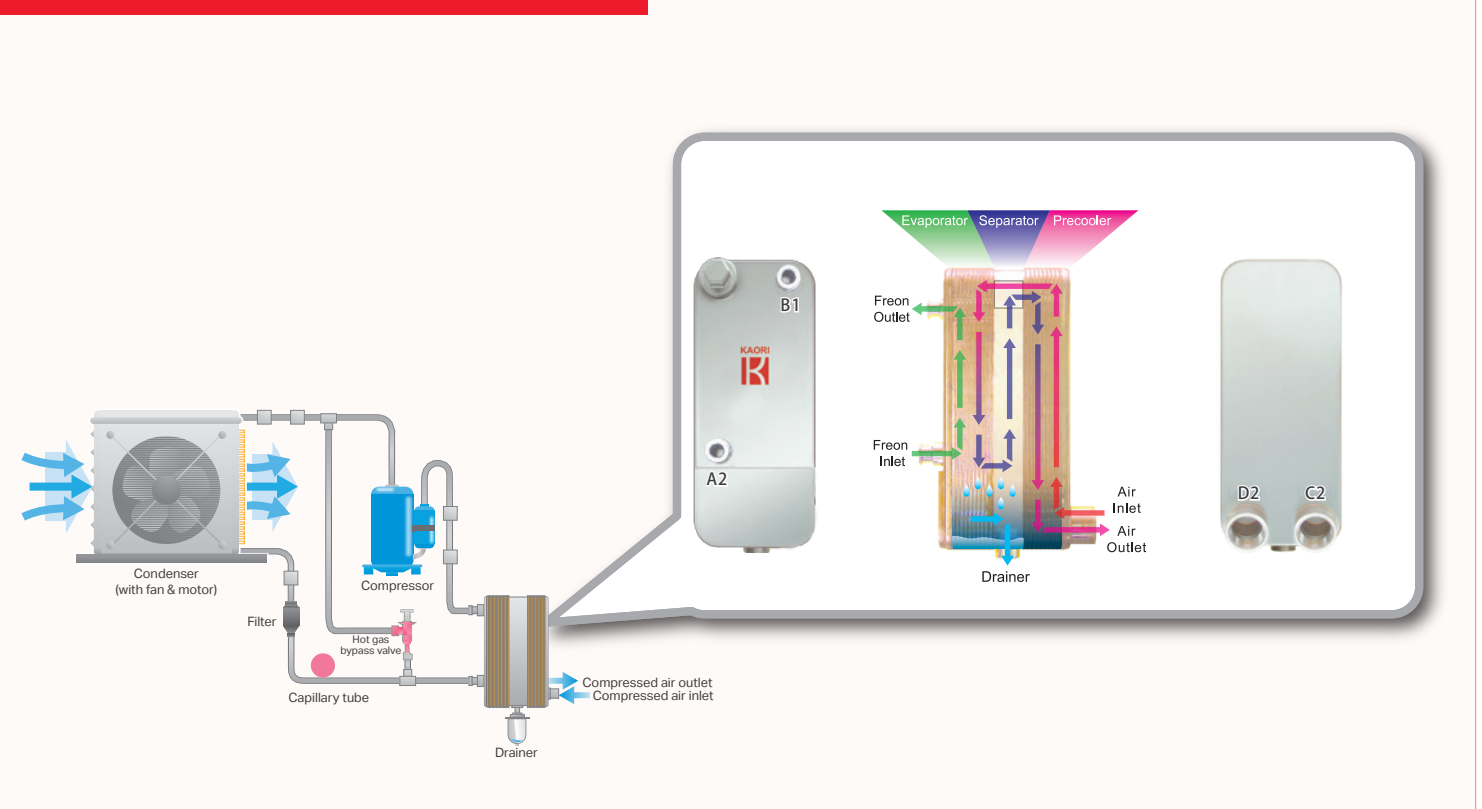
3-in-1 heat exchanger - include evaporator, Separator, pre-cooler/heater

Air compressor compresses hot and moist air to the pre-cooler of a 3-in-1 heat exchanger, then the hot & moist air exchanges heat with treated cold air. This chilled moist air enters the evaporator, lower down temperature and condensate water out by evaporation. After, the air moves to the separator, with centrifugal force and gravity, the condensate water can be separated from air. Finally, the cool & dry air goes back to preheater to be heated to the working temperature.

- Evaporator:**
 - Condense out moisture from air through our high efficiency heat exchanger.
 - High efficiency, low dew point, and low pressure drop.
- Separator:**
 - Centrifugal force and gravity separate moistures from air.
 - No mesh designed, clogging free, easy to maintain.
- Pre-cooler/ heater:**
 - Save energy by exchanging heat from inlet and outlet air temperature.
 - Outlet air can be used directly. It is preheated to the working temperature.



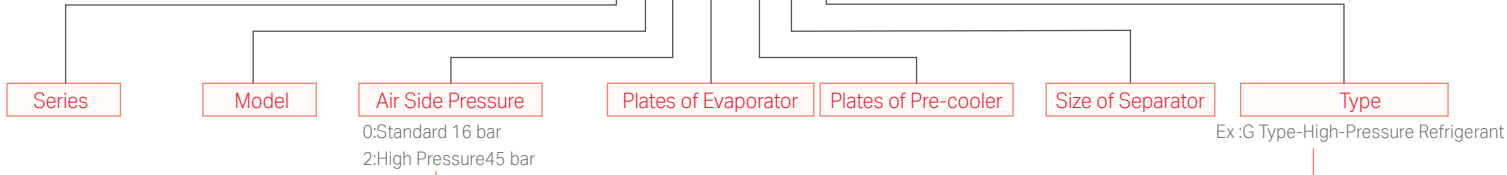
System Diagram of 3-in-1 Heat Exchanger for Refrigerated Air Dryer



Guides to Kaori's A Series Brazed Plate Heat Exchangers

A Series Model and Product Code Illustrations

A070-20-26A-G



Types	Standard	High-Pressure Air Type	T Type Chilled Outlet Air	G Type High-Pressure Refrigerant	D Type Desiccant/Refrigerated Combination	R Type Refrigerant Heat Recovery
Characteristic	Standard 3-in-1 Heat Exchangers	Suitable for High-pressure Air up to 45 Bar	Chilled Dry Compressed Air 2-in-1 Heat Exchanger	Suitable for High-pressure Refrigerant up to 45 Bar	For Combined Dryers Systems Downsized by 50%	Heat-pump-integrated Refrigerated Air Dryers of Energy Conservations
Applications	Refrigerated Air Dryers	PET, Blowing Molding, Pharmaceutical Packaging, and Injection Molding Machines	Semiconductor Related Manufacturing, Food Processing, Coating, Air Bearing, and Injection Molding Machines	For Refrigerated Air Dryer Applications under High Ambient Temperature	Semiconductor and Precision Manufacturing Related Industries	Machines with Compact Compressed Air Temperature Control Equipments
Connectors	Stainless Steel SUS 304					
Plates - Separators	Stainless Steel SUS 304					
Welding materials	99.9% Copper					
A030	●	●	●		●	●
A070	●	●	●	●	●	●
A140	●		●	●		
A210	●			●	●	

Standard A Series Connectors

Model	Thread Connectors PT/ NPT/ GB							Solder Connectors						Height (mm)		
	1/2"	3/4"	1"	1 1/4"	1 1/2"	2"	2 1/2"	3"	Φ9.73mm	Φ12.9mm	Φ16.15mm	Φ19.25mm	Φ22.36mm		Φ25.6mm	Φ28.8mm
A030	◎	◎							◎	○						15
A070		○	◎	◎	◎				◎	◎	○	○				27
A140				◎	◎	◎				◎	◎	◎	○	○	○	27
A210					○	◎	◎	◎		○	◎	◎	◎	○	○	27

◎ : Standard Connector ○ : Available Connector



UL



CE/PED


Patents

2006

Acquired Patent of "**Heat Exchanger Having Air Drying Device**" – Patent 3-in-1 heat exchanger. Reducing size, increase efficiency.



China



Japan



Taiwan



Korea



USA

2013

Acquire "**Air Side Leak Test**" Patent – Industry leading. Ensure 100% high quality.



Japan



Germany

2013

Acquire "**Air Dryer Heat Exchanger Having Oil Return Device**" Patent- Designed oil return hole, compressors without losing oil.



Taiwan



Japan



Germany

2017

Acquire "**Combined Dryer Device**" Patent - the multi-functional 3-in-1 design that cascades desiccant and refrigerated dryer applications.

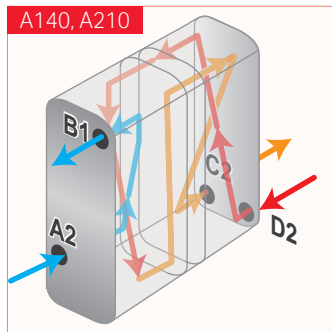
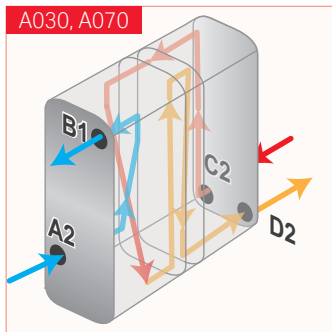
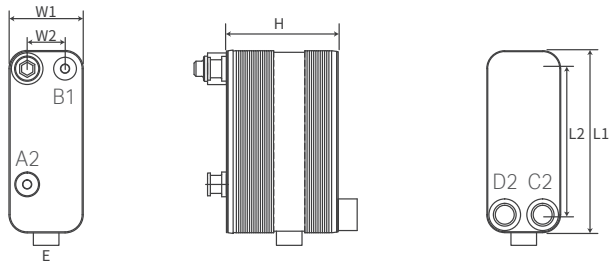


Taiwan



Germany

A series Standard BPHE



		Specification			
Model		A030	A070	A140	A210
MAX. Working Temperature		200°C			
L1 (mm)		192	304	441	527
L2 (mm)		154	250	360	430
W1 (mm)		78	124	206	245
W2 (mm)		40	70	125	148
Max Working Pressure (bar)	Air Side	16	16	16	10
	Ref. Side	30	30	30	30
Max Testing Pressure (bar)	Air Side	23	23	23	15
	Ref. Side	43	43	43	43
Air Inlet		C2		D2	
Air Outlet		D2		C2	
Ref. In		A2			
Ref. Out		B1			
Drainer		E			

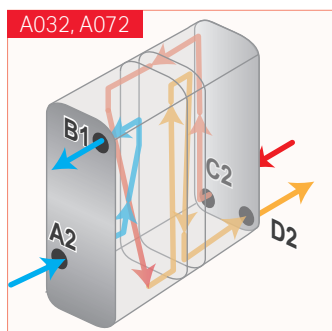
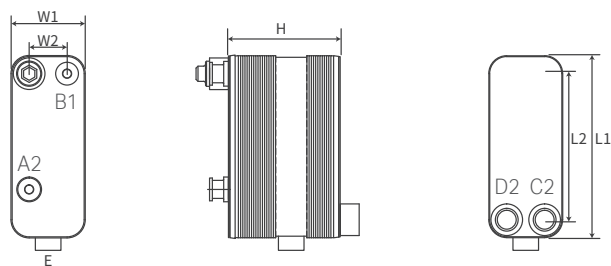
A series is KAORI's innovative patent design for refrigerated air dryer. Combining precooler, evaporator and separator. A series provides compact size and high thermal transfer performance for your system. The patented design separator can perfectly dehumidify compressed air and eliminate the need for demister to avoid clogging problem

A Series Standard BPHE Model Selection Chart

Air Compressor Power HP	Air Flow Rate @ 7barG			Model	Length mm	Width mm	Height mm	Weight kg	Separator Height mm	Ref. Side Connector	Air Side Connector inch	Drainer inch	Compressor Power HP	Pressure kPa
	Nm³/min	Nm³/hr	SCFM											
5	0.58	35	21	A030-14-8A	192	78	99	2.8	44	S3	3/4	1/2	1/4	≅ 20
8	0.83	50	29	A030-20-10A	192	78	117	3.1	44	S3	3/4	1/2	1/4	
10	1.00	60	35	A030-22-12A	192	78	126	3.3	44	S3	3/4	1/2	1/4	
12	1.33	80	47	A030-24-16A	192	78	139	3.6	44	S3	3/4	1/2	1/2	
15	1.67	100	59	A030-40-24A	192	78	194	4.6	44	S3	3/4	1/2	1/2	
20	2.40	144	85	A070-20-26A	304	124	156	10.7	45	S4	1	1/2	1	
30	4.20	252	148	A070-32-40B	304	124	229	13.9	60	S4	1-1/4	1/2	1	
50	7.00	420	247	A070-46-66C	304	124	348	19.8	90	S4	1-1/2	1/2	1.5	
75	11.00	660	388	A140-24-36A	441	206	224	30.8	79	S5	2	1/2	2	
100	14.00	840	494	A140-32-44B	441	206	280	36.4	99	S5	2	1/2	3	
150	22.00	1320	777	A210-40-50C	527	245	394	78.2	166	S7	2-1/2	1/2	4	
200	28.00	1680	989	A210-50-64D	527	245	501	96.3	216	S9	3	1/2	5	

* Connectors and stub bolts can be customized. Please contact KAORI for further information.

A series High Pressure BPHE



Specification			
Model		A032	A072
MAX. Working Temperature		200°C	
L1 (mm)		192	304
L2 (mm)		154	250
W1 (mm)		78	124
W2 (mm)		40	70
Max Working Pressure (bar)	Air Side	45	45
	Ref. Side	30	30
Max Testing Pressure (bar)	Air Side	65	65
	Ref. Side	43	43
Air Inlet		C2	
Air Outlet		D2	
Ref. In		A2	
Ref. Out		B1	
Drainer		E	

KAORI's High Pressure Air Dryer Series are available in operating up to 45 bar (653 PSI).

The best component for high pressure refrigerated air dryer, it is combined with a pre-cooler/ heater, separator, and an evaporator, eliminating water vapor from high pressure compressed air with dew points from 3°C to 10°C.

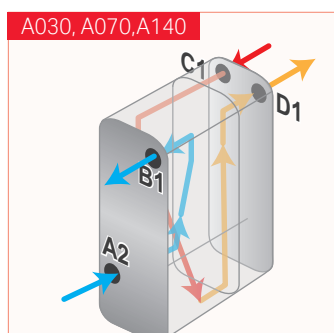
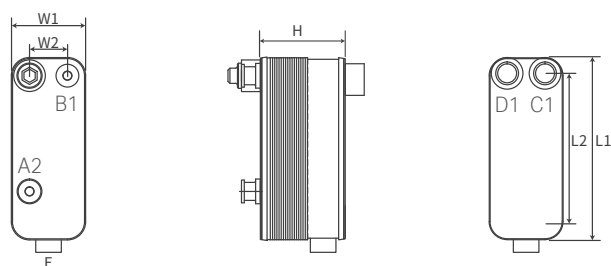
With reliable stainless steel and optimized efficiency design, KAORI Air Dryer Series have the advantages of size reducing, clogging free, easy to maintain, and anti-corrosion, providing perfect solutions for refrigerated air dryers applying in PET blow molding, pharmaceutical packaging, injection molding and other applications that require high pressure heat exchangers.

A Series High Pressure BPHE Model Selection Chart

Air Flow Rate @ 7barG			Model	Length	Width	Height	Weight	Separator Height	Ref. Side Connector	Air Side Connector	Drainer	Compressor Power	Pressure
Nm³/min	Nm³/hr	SCFM											
1.45	87	51	A032-20-10A	192	78	116.7	3.1	44	S3	3/4	1/2	1/4	≅ 20
2	120	71	A032-22-12A	192	78	125.7	3.3	44	S3	3/4	1/2	1/4	
2.5	150	88	A032-26-14A	192	78	139.3	3.6	44	S3	3/4	1/2	1/4	
3.3	198	117	A032-38-24A	192	78	189	4.5	44	S3	3/4	1/2	1/2	
4.2	252	148	A032-44-30A	192	78	216.1	5.0	44	S3	3/4	1/2	1/2	
6	360	212	A072-28-30A	304	124	182.4	11.5	45	S4	1	1/2	1	
10.5	630	371	A072-40-46A	304	124	245.0	14.4	45	S4	1	1/2	1	
16	960	565	A072-52-68A	304	124	334.3	19.0	45	S4	1	1/2	1.5	

* Connectors and stub bolts can be customized. Please contact KAORI for further information.

T Type-A Series Chilled Outlet Air BPHE



Specification				
Model		A030	A070	A140
MAX. Working Temperature		200°C		
L1 (mm)		192	304	441
L2 (mm)		154	250	360
W1 (mm)		78	124	206
W2 (mm)		40	70	125
Max Working Pressure (bar)	Air Side	16	16	16
	Ref. Side	30	30	30
Max Testing Pressure (bar)	Air Side	23	23	23
	Ref. Side	43	43	43
Air Inlet		C1		
Air Outlet		D1		
Ref. In		A2		
Ref. Out		B1		
Drainer		E		

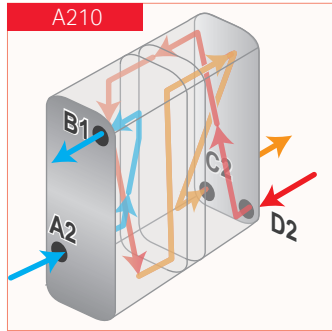
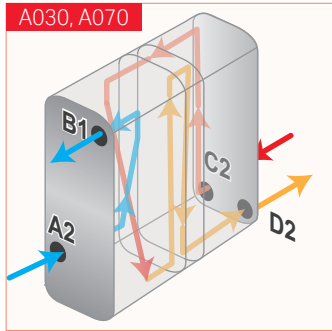
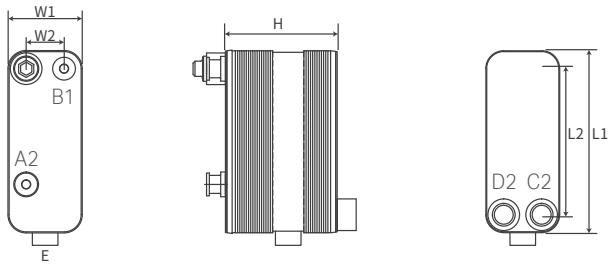
Chilled outlet air dryers are designed for dry and chilled compressed air in certain manufacturing processes, and the outlet air temperature can be close to the dew point temperature. The chilled outlet air T type A series heat exchangers are designed for chilled and dry compressed air. A unique 2-in-1 design consisting of an evaporator and a gas-water separator allows adjustable dew point temperatures as low as 3 °C. Air flow ranges from 0.3 m³/min to 14 m³/min. The gas-water separator employs no internal filter, and is free of clogging.

T Type-A Series Chilled Outlet Air BPHE Model Selection Chart

Air Compressor Power HP	Air Flow Rate @ 7barG			Model	Length mm	Width mm	Height mm	Weight kg	Separator Height mm	Ref. Side Connector	Air Side Connector	Drainer	Compressor Power HP	Pressure kPa
	Nm ³ /min	Nm ³ /hr	SCFM											
5	0.58	35	21	A030-28A-T	192	78	112	3	44	S3	3/4	1/2	1/4	≅ 20
10	1.00	60	35	A030-44A-T	192	78	148	4	44	S3	3/4	1/2	1/4	
15	1.67	100	59	A030-80A-T	192	78	230	6	44	S3	3/4	1/2	1/2	
20	2.40	144	85	A070-40A-T	304	124	144	11	45	S4	1	1/2	1	
30	4.20	252	148	A070-64B-T	304	124	212	14	60	S4	1-1/4	1/2	1	
50	7.00	420	247	A070-92C-T	304	124	304	18	90	S4	1-1/2	1/2	1.5	
75	11.00	660	388	A140-48A-T	441	206	199	28	79	S5	2	1/2	2	
100	14.00	840	494	A140-64B-T	441	206	256	34	99	S5	2	1/2	3	

* Connectors and stub bolts can be customized. Please contact KAORI for further information.

G Type-A Series High-Pressure Refrigerant BPHE



Specification				
Model		A030	A070	A210
MAX. Working Temperature		200°C		
L1 (mm)		192	304	527
L2 (mm)		154	250	430
W1 (mm)		78	124	245
W2 (mm)		40	70	148
Max Working Pressure (bar)	Air Side	16	16	10
	Ref. Side	45	45	45
Max Testing Pressure (bar)	Air Side	23	23	15
	Ref. Side	65	65	65
Air Inlet		C2		D2
Air Outlet		D2		C2
Ref. In		A2		
Ref. Out		B1		
Drainer		E		

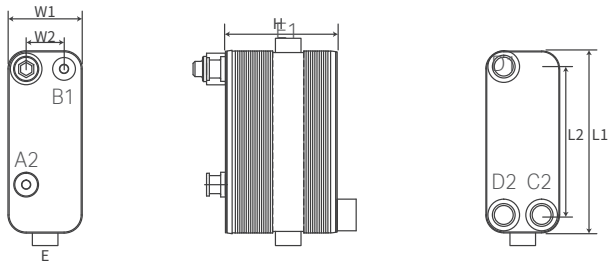
The high-pressure refrigerant G type air dryer plate heat exchanger is specifically designed for systems with a pressure requirement of 45 bar for refrigerant. The refrigerant side allows a maximum working pressure up to 45bar, which is suitable for R410A, and high ambient temperature environments.

G Type-A Series High-Pressure Refrigerant BPHE Model Selection Chart

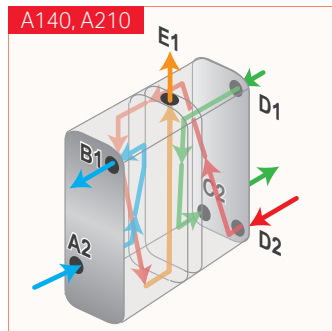
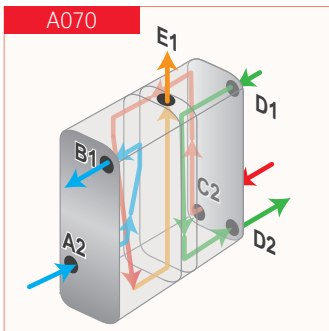
Air Compressor Power HP	Air Flow Rate @ 7barG			Model	Length mm	Width mm	Height mm	Weight kg	Separator Height mm	Ref. Side Connector	Air Side Connector	Drainer	Compressor Power HP	Pressure kPa
	Nm³/min	Nm³/hr	SCFM											
5	0.58	35	21	A030-14-8A-G	192	78	99	2.8	44	S3	3/4	1/2	1/4	≤ 20
8	0.83	50	29	A030-20-10A-G	192	78	117	3.1	44	S3	3/4	1/2	1/4	
10	1.00	60	35	A030-22-12A-G	192	78	126	3.3	44	S3	3/4	1/2	1/4	
12	1.33	80	47	A030-24-16A-G	192	78	139	3.6	44	S3	3/4	1/2	1/2	
15	1.67	100	59	A030-40-24A-G	192	78	194	4.6	44	S3	3/4	1/2	1/2	
20	2.40	144	85	A070-20-26A-G	304	124	156	10.7	45	S4	1	1/2	1	
30	4.20	252	148	A070-32-40B-G	304	124	229	13.9	60	S4	1-1/4	1/2	1	
150	22.00	1320	777	A210-40-50C-G	527	245	394	78.2	166	S7	2-1/2	1/2	4	
200	28.00	1680	989	A210-50-64D-G	527	245	501	96.3	216	S9	3	1/2	5	

* Connectors and stub bolts can be customized. Please contact KAORI for further information.

D Type-A Series Desiccant/Refrigerated Combination BPHE



Specification				
Model		A070	A140	A210
MAX. Working Temperature		200°C		
L1 (mm)		304	441	527
L2 (mm)		250	360	430
W1 (mm)		124	206	245
W2 (mm)		70	125	148
Max Working Pressure (bar)	Air Side	16	16	10
	Ref. Side	30	30	30
Max Testing Pressure (bar)	Air Side	23	23	15
	Ref. Side	43	43	43
Air Inlet		C2	D2	
Before-desiccant Air Outlet		E1		
After-desiccant Air Inlet		D1		
Processed Air Outlet		D2	C2	
Ref. In		A2		
Ref. Out		B1		
Drainer		E		



For the application using cascading refrigerated and desiccant dryers, Kaori's D Type adopts a new flow path design that directs the chilled dry air from the gas-water separator into the desiccant dryer for deep dehumidifications. After reaching the dew point temperature of -40~-70 °C, the air then returns to the D Type for use after preheating.

D Type-A Series Desiccant/Refrigerated Combination BPHE Model Selection Chart

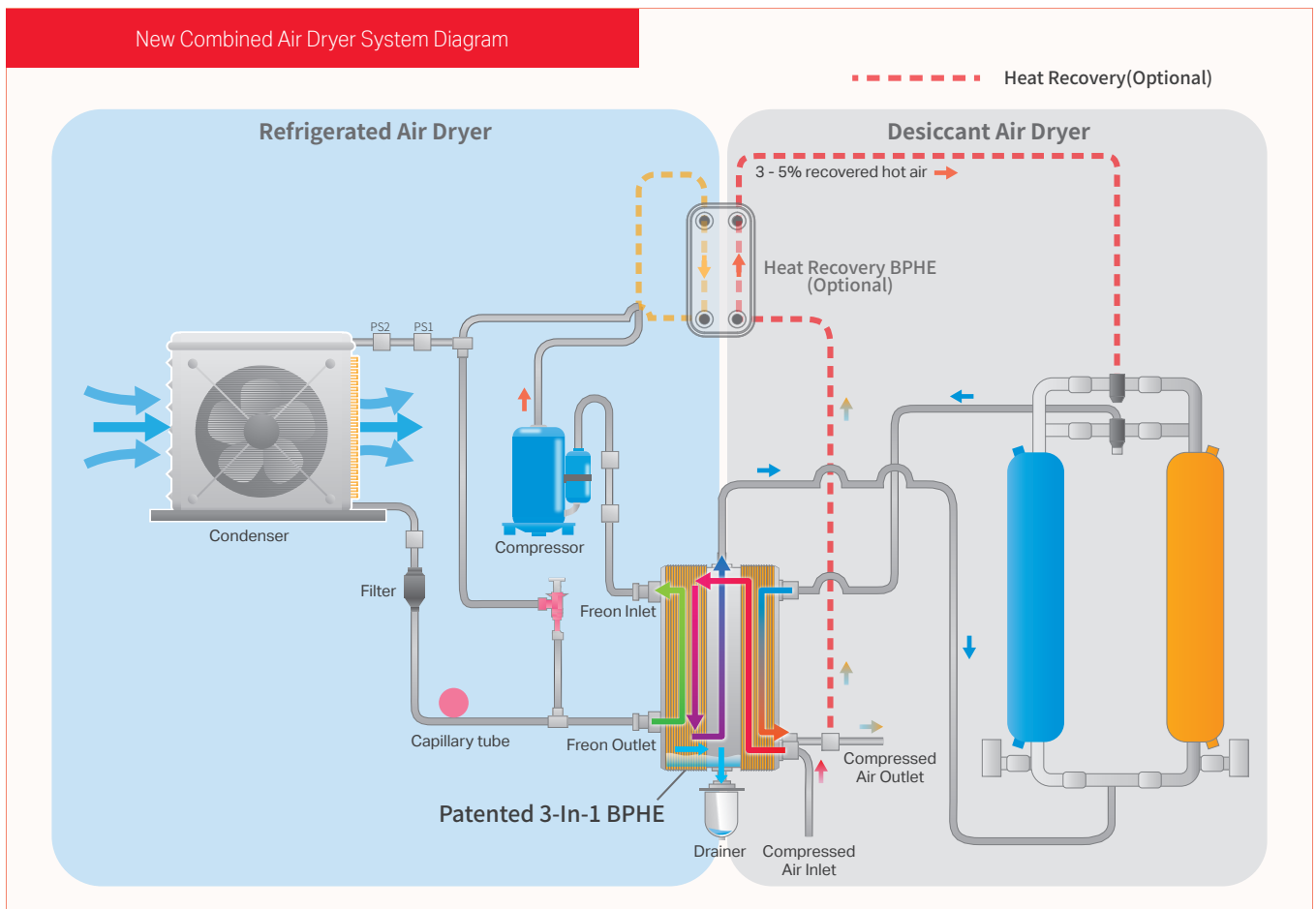
Air Compressor Power	Air Flow Rate @ 7barG			Model	Length	Width	Height	Weight	Separator Height	Ref. Side Connector	Air Side Connector	Drainer	Compressor Power	Pressure
	HP	Nm ³ /min	Nm ³ /hr											
30	4.20	252	148	A070-32-40B-D	304	124	229	13.9	60	S4	1-1/4	1/2	1	≒ 20
50	7.00	420	247	A070-46-66C-D	304	124	348	19.8	90	S4	1-1/2	1/2	1.5	
75	11.00	660	388	A140-24-36A-D	441	206	224	30.8	79	S5	2	1/2	2	
100	14.00	840	494	A140-32-44B-D	441	206	280	36.4	99	S5	2	1/2	3	
150	22.00	1320	777	A210-40-50C-D	527	245	394	78.2	166	S7	2-1/2	1/2	4	
200	28.00	1680	989	A210-50-64D-D	527	245	501	96.3	216	S9	3	1/2	5	

* Connectors and stub bolts can be customized. Please contact KAORI for further information.

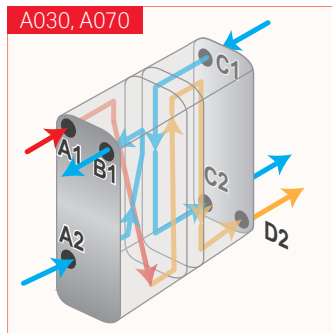
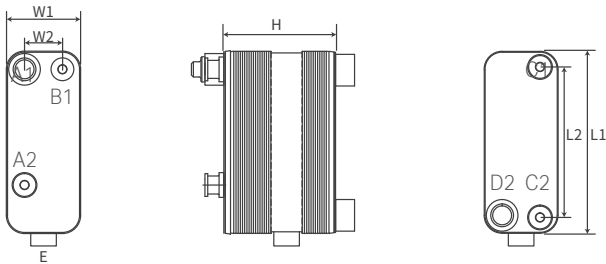
D Type-A Series Desiccant/ Refrigerated Combination BPHE

- Enhance the drying capacity of adsorption dryer, and extend the cycle time of adsorption.
- With KAORI A series advantage of low dew point, higher moisture removal capacity, controllable dew point(3~10°C), not only increase the capacity of desiccant air dryer but also reduce the cycle time of regeneration.
- The special design of KAORI A series can improve the performance of desiccant dryer, reduce the installation space, and high efficiency vapor removal can reduce the usage amount of adsorbent.
- Easy installation, save the cost of piping.
- Save cost on operation and maintenance.

***Could combine with additional KAORI heat recovery BPHE, the heat of high temperature refrigerant could be recovered by air, and the heated hot air could be used for the regeneration cycle of desiccant air dryer, by only consuming 3 to 5% of the purge air, which is more energy saving and environment friendly.**



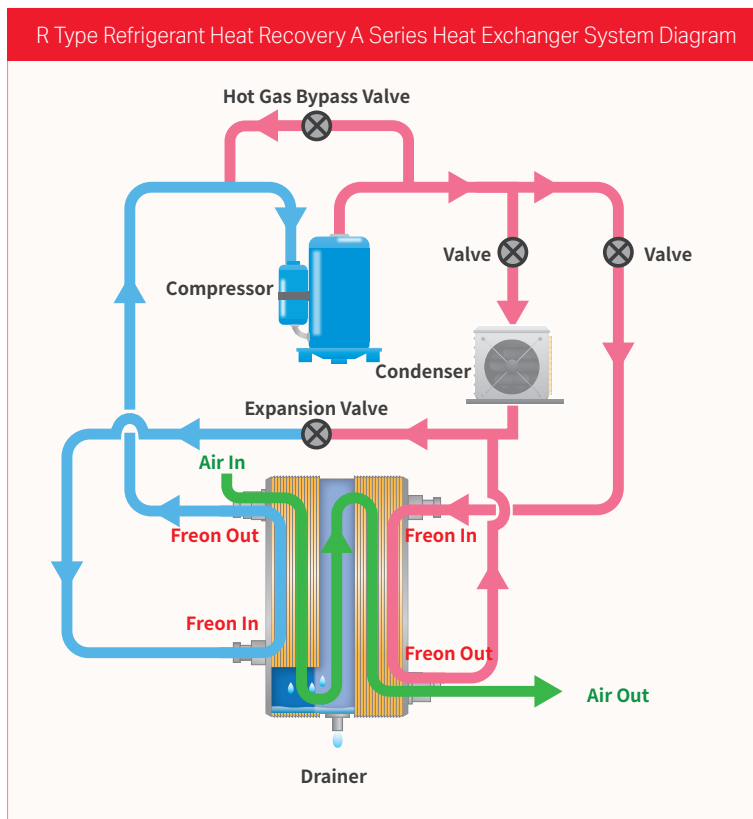
R Type-A Series Refrigerant Heat Recovery BPHE



Specification		
Model	A030	A070
MAX. Working Temperature	200°C	
L1 (mm)	192	304
L2 (mm)	154	250
W1 (mm)	78	124
W2 (mm)	40	70
Max Working Pressure (bar)	Air Side	16
	Ref. Side	45
Max Testing Pressure (bar)	Air Side	23
	Ref. Side	65
Air Inlet	A1	
Air Outlet	D2	
Condenser Ref. In	C1	
Condenser Ref. Out	C2	
Evaporator Ref. In	A2	
Evaporator Ref. Out	B1	
Drainer	E	

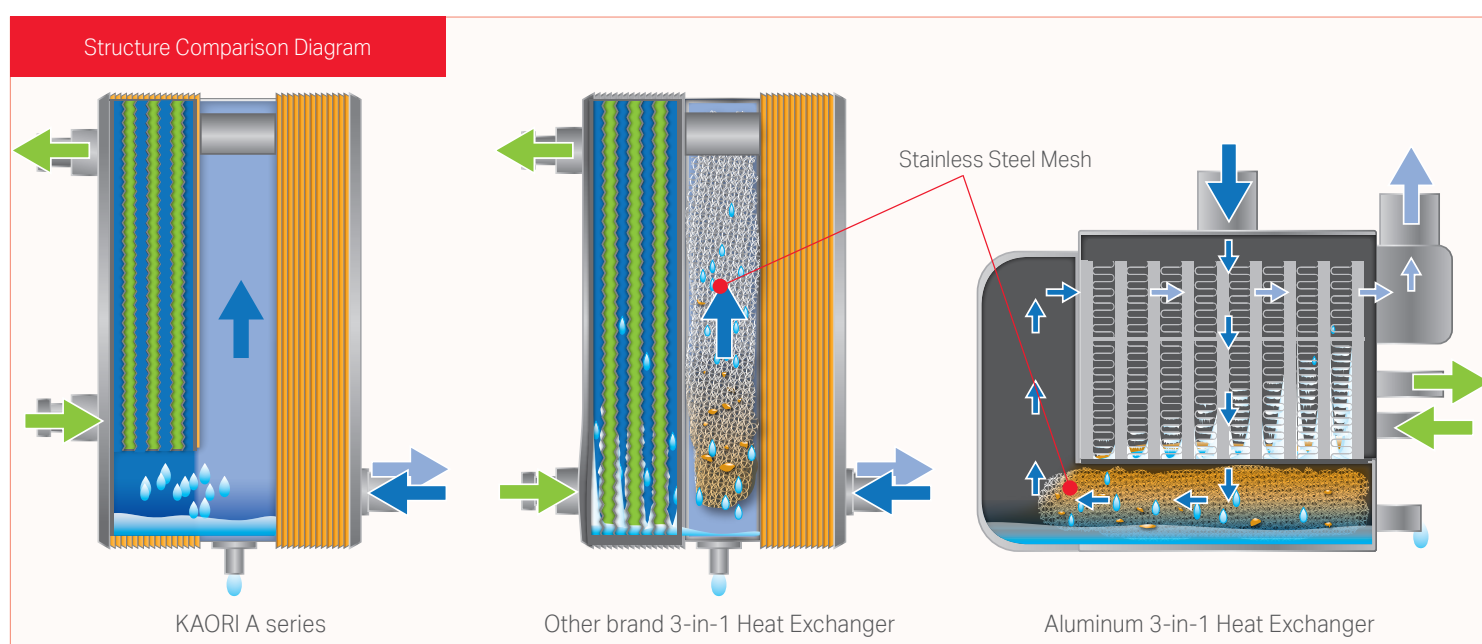
R Type is designed for equipments in specific industries that require precise control of dry compressed air temperatures. R Type is a three-in-one heat exchanger with a condenser, an evaporator, and a gas-water separator.

The compressed air that has reached the dew point temperature can be separated from the high-temperature refrigerant by the gas-water separation, and the heat of the refrigerant can be recovered to preheat. The R Type non-electric heating type utilizes principles of heat pumps, and the flow direction of the condenser can be adjusted to increase the stability of the system. It is suitable for cold-drying machines in precision processing equipments, semiconductor equipments, precision coating, 3D measurement and other equipments.



KAORI A series Compared with Other 3-In-1 Heat Exchangers

	KAORI A series	Other brand 3-in-1	Aluminum Heat Exchanger
Size	Small	Small	Large
Material	Stainless Steel	Stainless Steel	Aluminum
Life	Longer	Shorter	Short
Pressure	High	High	Low
Air Inlet Temp.	High	High	Low
Air Compressor Power	200HP	50HP	Under 500HP (Complicated Structure)
Separating Methods	Combined Separator, No Clogging	With Mesh, Easy Clog	With Mesh, Easy Clog
Built-In Mesh	None	Yes	Yes
Clogging Potential	None	High	High
Internal Air Leakage Test	Yes	None	None



With KAORI exclusive designed separator, moisture and compressed air are effectively separated by gravity and centrifugal force, with exclusive non-mesh design could efficiently avoid the ice or oil clogging problems and extend the usage life.

Other brand 3-in-1 BPHE, and aluminum heat exchangers are built with a mesh to separate water vapor from compressed air. Although high density mesh could reduce the size of separator, but the built-in mesh have a high-potential clogging problems (oil or foreign objects), as a result, air drying capacity will decrease as the usage time increases.

- **Unique Design Separator**

KAORI's distinct non-mesh design separator has advantages of lower pressure drop, clogging free, maintenance free, and longer service life than other heat exchangers.

- **Oil Blockage Free**

Patented plate design of evaporator, shorten the flow path of refrigerant by 30%, with the smooth surface of SUS 304, KAORI can prevent lubricant oil residual which happens frequently in aluminum plate fin heat exchangers.

- **No Ice Blockage**

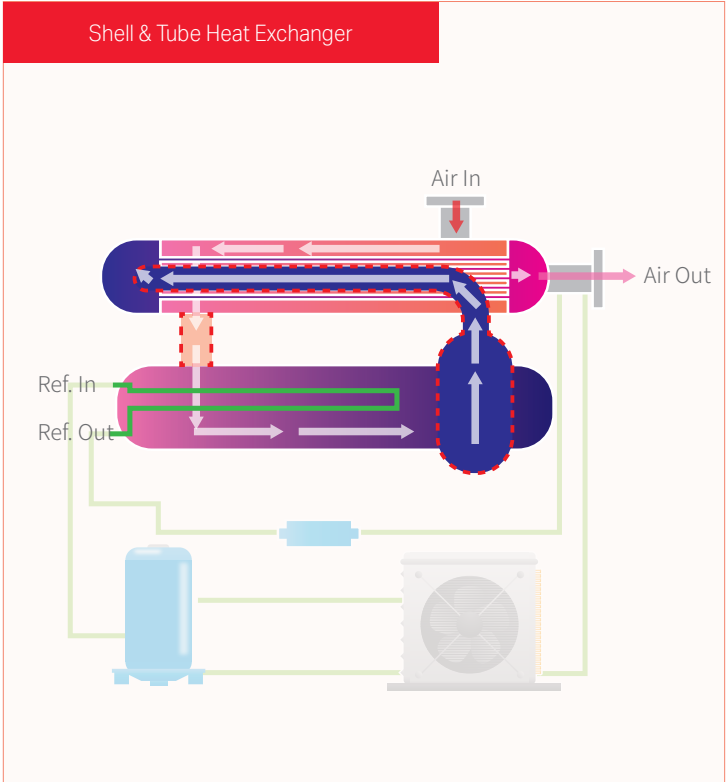
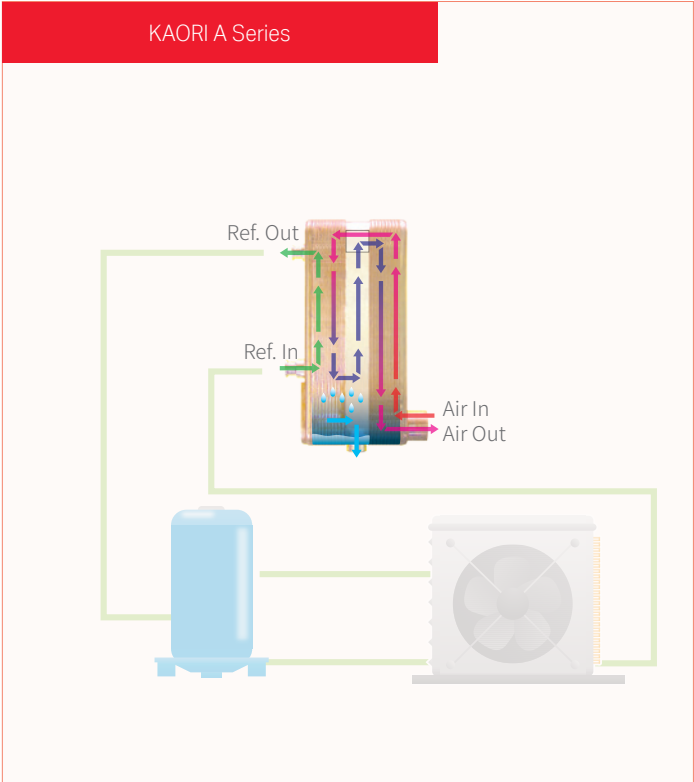
With KAORI patented plate design of evaporator, condensed water will not remain on the plates, but directly enters to a separation space of the evaporator, which effectively reduce the risk of ice blockage.

- **Equipped with Patented Leakage Testing Connector**

Leading and multinational patent technology, exclusively ensures excellent quality of KAORI 3-in-1 brazed plate heat exchanger.

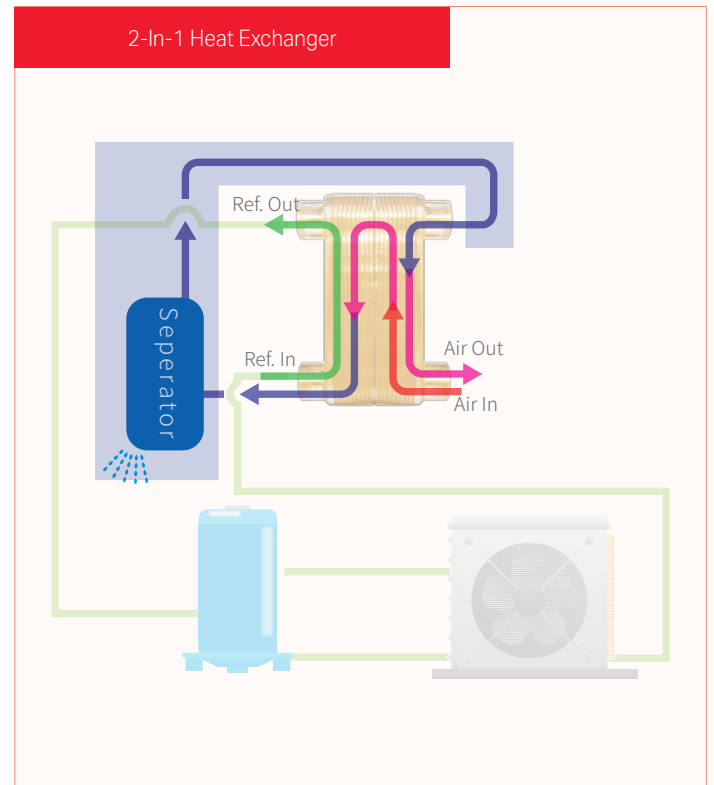
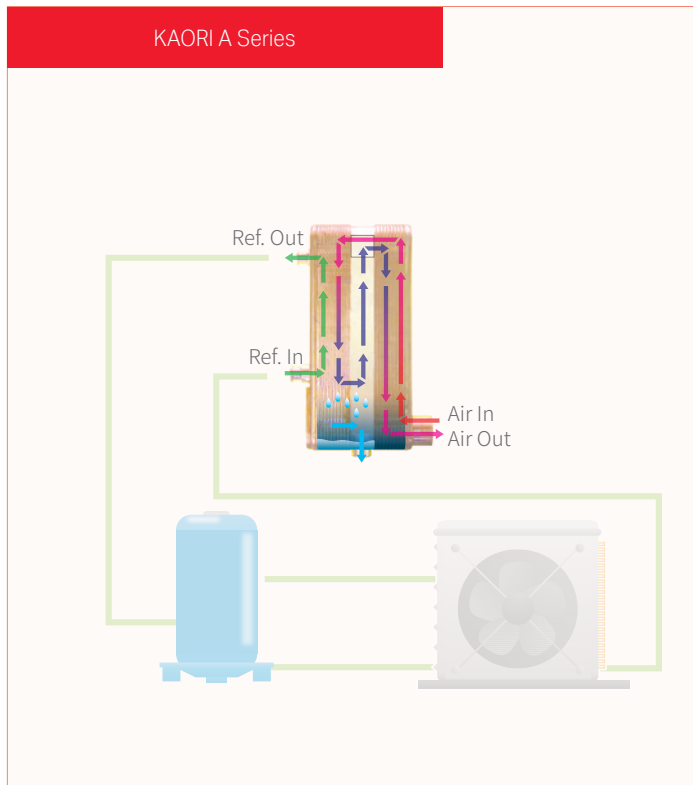
KAORI A Series Compared with Shell & Tube Heat Exchangers

	KAORI A series	Shell & Tube
Size	Smaller	2 Times Bigger Than A Series
Weight	Light	Heavy
Tubing	Easy	Complicated
Labor Cost	Low	High
Material	Stainless Steel	Iron / Stainless Steel
Life	Long	Short / Long
Working Pressure	High	High
Inlet Air Temp.	High	Low
Dew Point Temp.	Low	High
Internal Air Leakage Test	Yes	None



KAORI A Series Compared with Other 2-In-1 Heat Exchangers

	KAORI A series	2-in-1 heat exchangers
Size	Small	Larger
Weight	Light	Light
Piping	Easy	Complicated
Labor Cost	Low	High
Material	Stainless Steel	Stainless Steel
Life	Long	Long
Pressure	High	High
Air Inlet Temp.	High	High
Pressure Drop	Lower	Higher
Dew Point Temp.	Low	Low
Air Compressor Horse Power	200HP	200HP
Separating Method	Combined Separator No Clogging	External Demand
Internal Air Leakage Test	Yes	None



KAORI A series is an easy tubing heat exchanger which combined with a separator, as long as you connect the air inlet/outlet connectors, it's ready for use in your operation.

2-in-1 heat exchanger need to connect with an external separator, more complicated tubing, and expend more on labor cost.

Air Compressor Heat Recovery System BPHE (K200)



**High Efficiency
Heat Recovery**



**Recovery Hot Water
Up to 65° C**



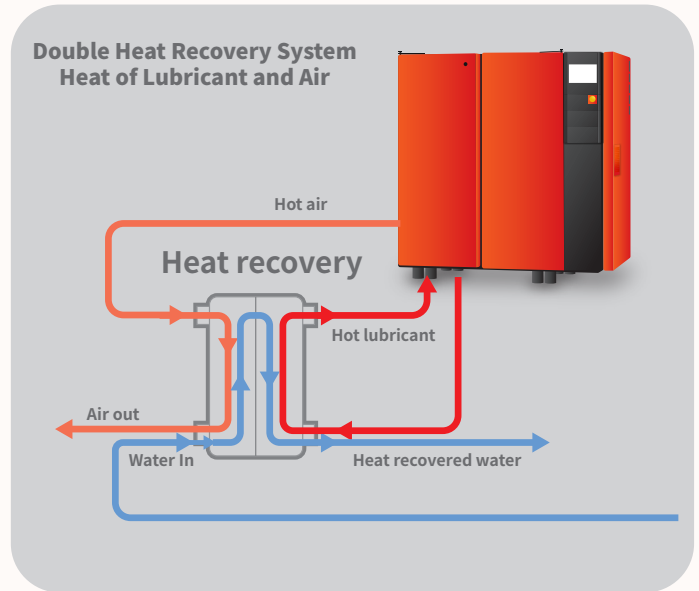
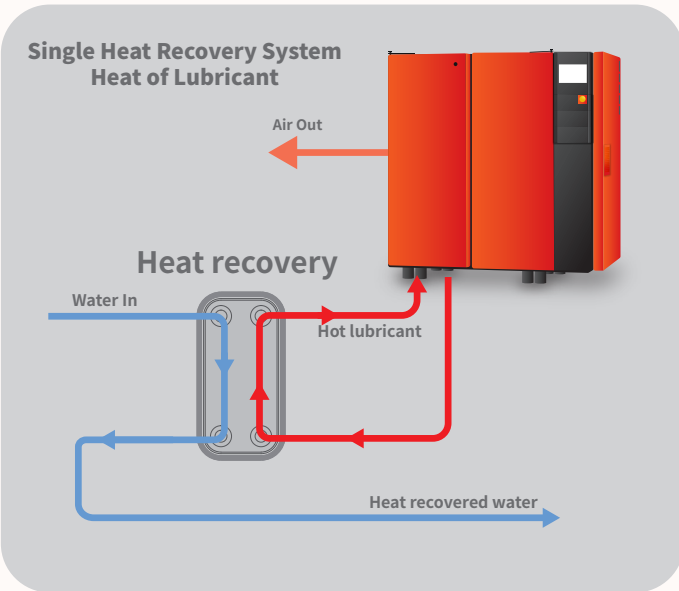
**Special Designed Loop
Small Size, Easy Installation**



**Saving Air Compressor Life,
Environmental Friendly**

During the compressing process of air compressor, it discharges high temperature air and high temperature lube oil. With the special loop of KAORI K200, hot air and lube oil can efficiently exchange temperature with water. As a result, the heat of compression can be recovered for hot water use in your application.

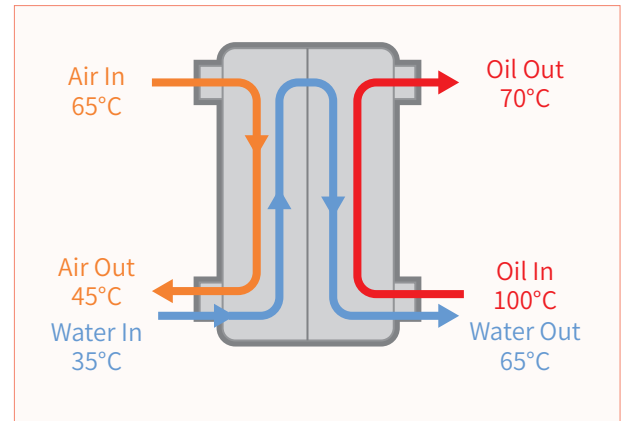
Air Dryer's Heat Recovery System Drawing



Air Compressor Double Heat Recovery System Selection Table (Air + Oil)

During the compression process of an air compressor, the shaft power will be converted to thermal energy, then this heat energy will be taken away by circulating oil and compressed air. In general, the recyclable heat from air compressor is about 75%, while the remaining will be discharged into atmosphere.

In the oil-flooded compressor, the circulating oil accounts 80~90% of heat energy, and the compressed air accounts about 10~20%, in addition, the circulating oil can reach up to 100°C. By the advantage of KAORI multi-pass plate heat exchanger, the application water can be recovered to 65°C, it can be applied directly to your operations .



Specification	Unit	Capacity					
Air Compressor	HP	150	200	250	300	400	500
Power	kW	112.5	150	187.5	225	300	375
Heat Recovery	%	75	75	75	75	75	75
Efficacy	kW	84.4	112.5	140.6	168.8	225.0	281.3
Model		K200-44-24	K200-60-32	K200-80-40	K200-110-50	K210-150* K200-64 *	K210-210* K200-80 *
Water Inlet Temp.	°C	35	35	35	35	35	35
Water Outlet Temp.	°C	65	65	65	65	65	65
Flow Rate	LPM	40.2	53.6	67.0	80.4	107.1	133.9
Air Cooler Plates		44	60	80	110	K210-150	K210-210
Air Pressure	barG	7	7	7	7	7	7
Air Inlet Temp.	°C	65	65	65	65	65	65
Air Outlet Temp.	°C	45	45	45	45	45	45
Air Recovery Rate	kW	8.4	11.3	14.1	16.9	22.5	28.1
Air Side Pressure Drop	kPa	<25	<25	<25	<25	<25	<30
Oil Condenser Plates		24	32	40	50	K200-64	K200-80
Oil Type		VG68	VG68	VG68	VG68	VG68	VG68
Oil Inlet Temp	°C	100	100	100	100	100	100
Oil Outlet Temp	°C	70	70	70	70	70	70
Oil Recovery Rate	kW	75.9	101.3	126.6	151.9	202.5	253.1

* Models above 400HP have different oil/ air condenser.

* Single heat recovery heat exchanger model could be selected base on different working conditions.

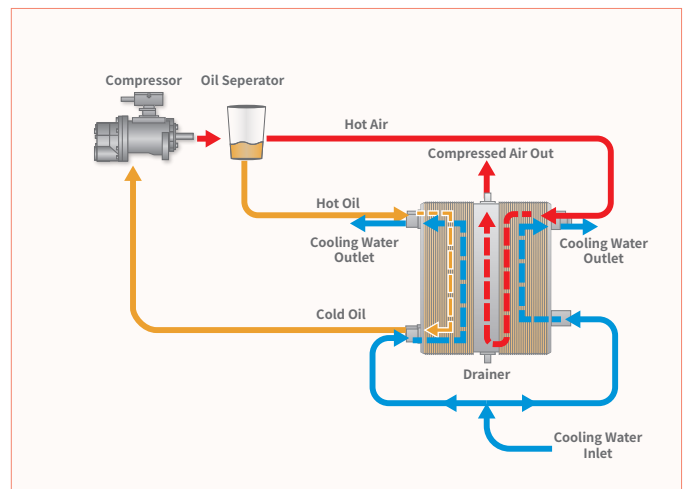
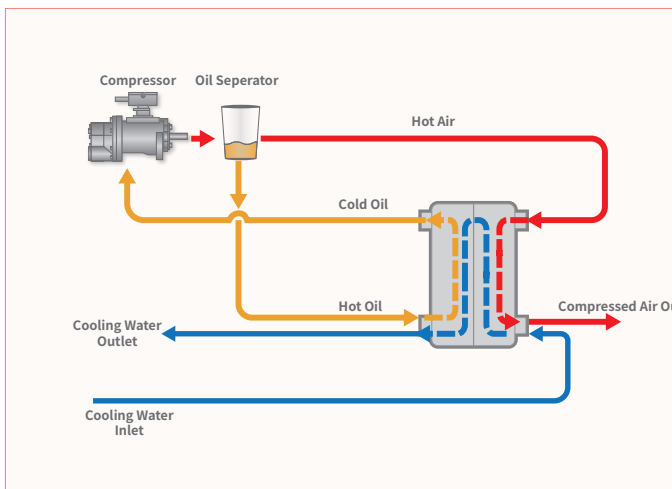
Oil Cooler/ After Cooler Application for Air Compressor

Oil Injection Screw Compressor Cooling System

During the compressing process of oil injection screw compressor, it discharges hot air & hot lube oil to the oil separator, the hot air and hot lube oil separately enter into different inlet of plate heat exchanger to exchange heat with water, by recovering heat from the compression, water becomes hot, and ready for use.

Oil Injection Screw Compressor Cooling System (Include Drain Separator)

During the compressing process of oil injection screw compressor, it discharges hot air & hot lube oil to the oil separator, the hot air and hot lube oil separately enter into different inlet of plate heat exchanger to exchange heat with water. Next, while lube oil goes back to air compressor, the compressed air keeps moving to the separator to remove moisture from it. After all, you can cool down the circulating oil, the compressed air, and separate moistures from air with KAORI single 3-in-1 heat exchanger

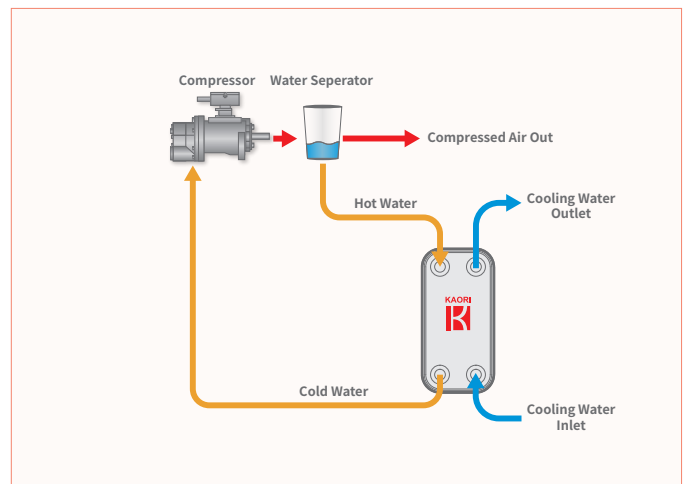
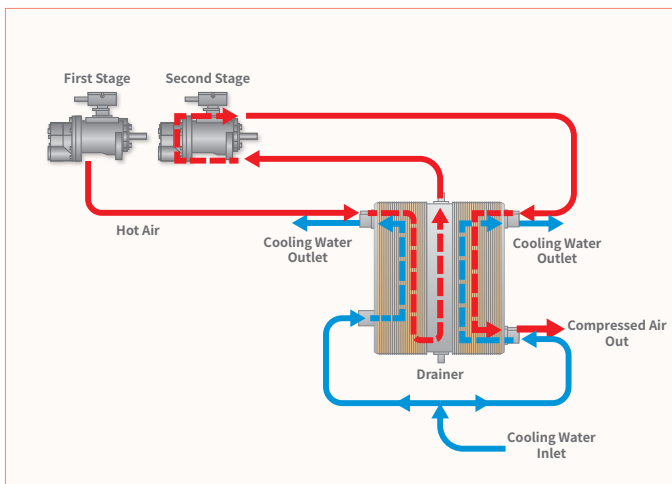


Oil Free Screw Cooling System Intercooler Include Drain

To achieve higher capacity, oil free screw compressor uses two stages to compress air. After the first compressing stage, air enters plate heat exchanger to process the first cooling and moisture separation, then goes back to air compressor for the second stage. After the second compressing stage, it re-enters into plate heat exchanger to be cooled down to the applicable temperature.

Water Lubricated Screw Compressor Cooling System

Water cycle oil less compressor transfers heat to its internal lubricate water during the compression. To prevent temperature of water goes too high, and to extend compressor's life, plate heat exchanger can cool the internal circulating water through external low temperature water with higher efficiency and we ensure that these won't mix with each other.





KAORI HEAT TREATMENT CO., LTD.

Professionals in Customized Heat Exchangers



PROSISTEK

Profesyonel Sistem Teknolojileri

Prosistek Mühendislik Endüstri San. Ve Tic. Ltd. Şti.

Hacı Halil Mah. 1207. Sok. No:1/5

Gebze/Kocaeli - Turkey

info@prosistek.com.tr

www.prosistek.com.tr

Tel : +90 553 957 45 96